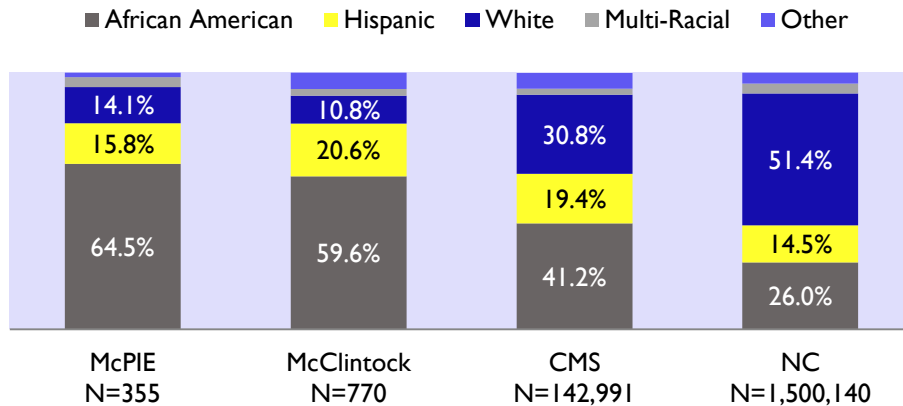


# Top 12 Takeaways

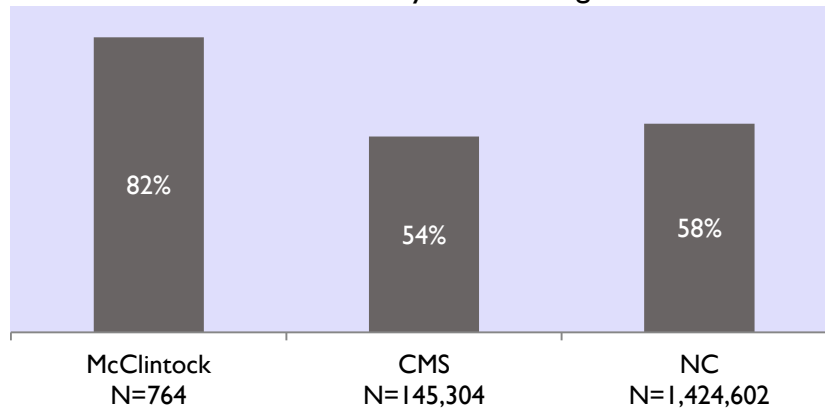
1. McPIE’s advocacy kept McClintock open in 2011, “This school would have been shut down had it not been for the advocacy of McPIE.”
  - All other findings would not exist without the 2011 work to keep the school open.
2. McPIE’s STEM clubs led to the creation of STEM electives, which helped McClintock becoming a STEAM magnet in 2014.
  - McClintock students, even those never involved in any McPIE program, benefit from McPIE every day due to the electives they can now take.
3. Leadership at McClintock Middle identified building community as their major need, and McPIE responded by collaboratively developing Family Night. This partnership helped ensure buy-in from the staff and the sustainability of the efforts.
4. McPIE serves a higher percentage of non-white (65% African American, 16% Hispanic) and economically disadvantaged students (82%<sup>1</sup>) than the district or state.
  - McPIE serves students most in need as African American, Hispanic and economically disadvantaged students tend to have higher rates of absenteeism and suspension and lower pass rates on end of grade exams.

McPIE & McClintock serve a higher percentage of African American students than the district or state



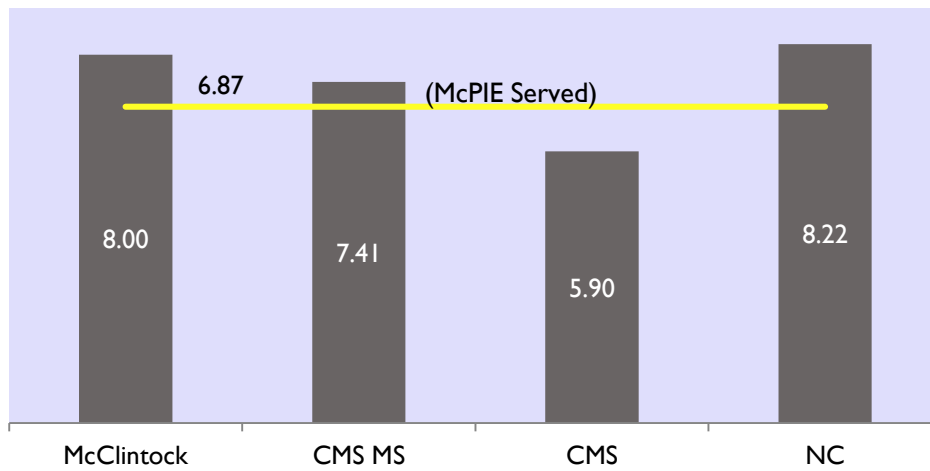
<sup>1</sup> Economically disadvantaged status is not available at the student-level so McClintock’s is used as a proxy.

A Higher Percentage of McClintock Students are Economically Disadvantaged



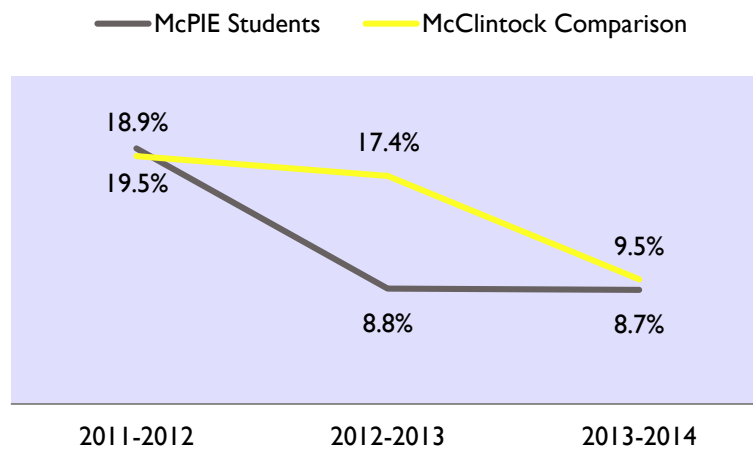
- McPIE served students averaged fewer days absent in 2013-2014 than their McClintock, CMS, and state middle school counterparts.
  - Each day at school is important, with better attendance leading to better overall outcomes.*

McPIE served students averaged fewer days absent than all pertinent aggregates other than CMS



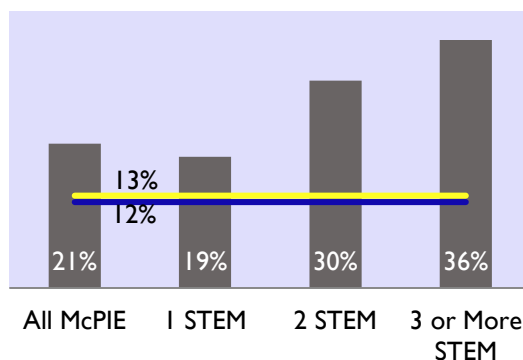
6. McPIE served students led the way on decreasing chronic absenteeism at McClintock. Between the 2011-2012 and 2012-2013 school year, chronic absenteeism for McPIE served students dropped to 8.8% compared to 17.4% for the McClintock comparison students. The next year, McClintock comparison students closed the gap, dropping to 9.5% to McPIE served students' 8.7%.
- *Decreasing chronic absenteeism in underserved populations is critical to closing the achievement gap.*

McPIE served students led the way on decreasing chronic absenteeism at McClintock

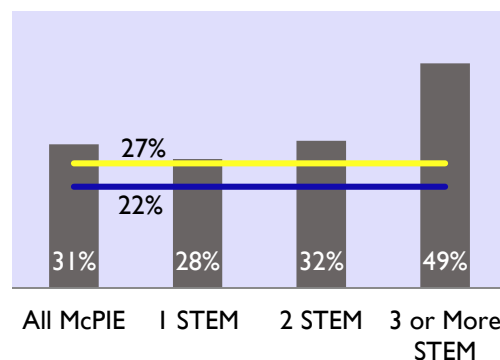


7. Students who participated in more McPIE sponsored STEM activities had higher math and science pass rates.
- *The group of McPIE served students who participated in 3 or more STEM activities had a statistically significant higher proportion of students pass their Common Core math exams than all other analyzed groups.*

The more STEM activities, the higher the pass rate in 8th grade math

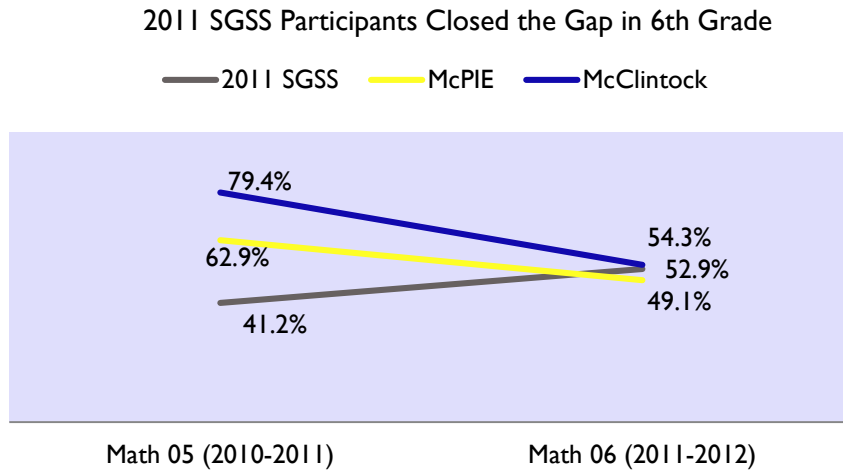


The more STEM activities, the higher the pass rate on Math I

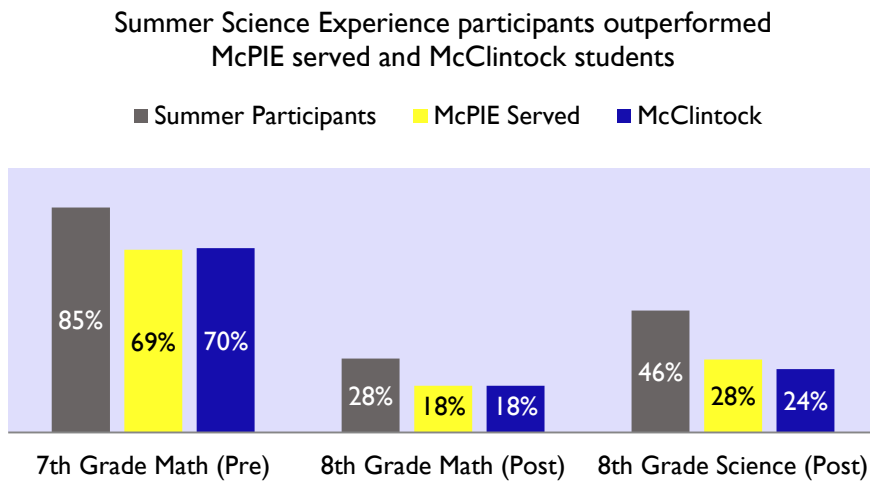


8. Participants in McPIE science camps reported improved understanding of science and increased interest in STEM.

- *In 2011, Sixth Grade Science Sleuths participants closed a gap of 38.2 percentage points compared to the rest of McClintock on their math exams between 5<sup>th</sup> and 6<sup>th</sup> grade.*



- *In 2012, The Summer Science Experience participants had nearly double the pass rate of McClintock on the 8<sup>th</sup> grade science exam, a statistically significant difference.*



9. Numerous stakeholders call McPIE a model public-private partnership; McPIE created this reputation by establishing credibility and building a sense of community.

- *“McPIE was a bridge and community builder. Trying to build community and using the school as a starting point.”*

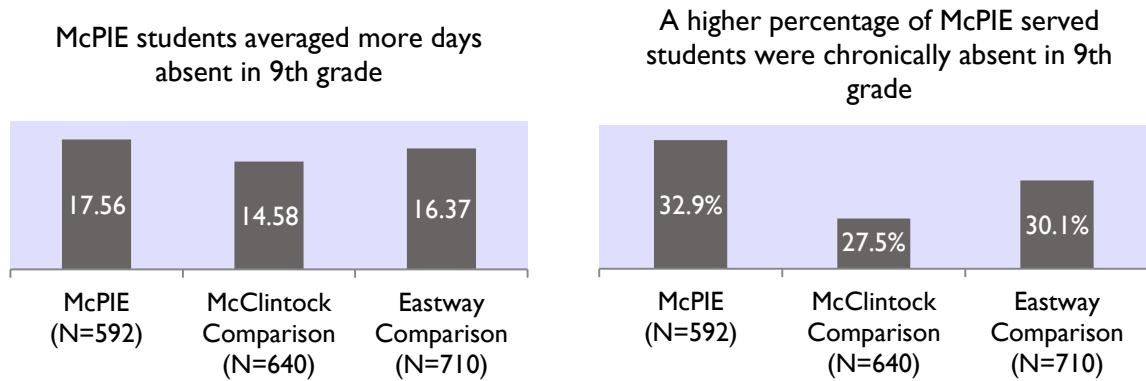
10. McPIE meaningfully engages families by overcoming three major barriers to participation: transportation, childcare and meals.

- *Parents called McPIE Family Night “welcoming for the entire family.”*

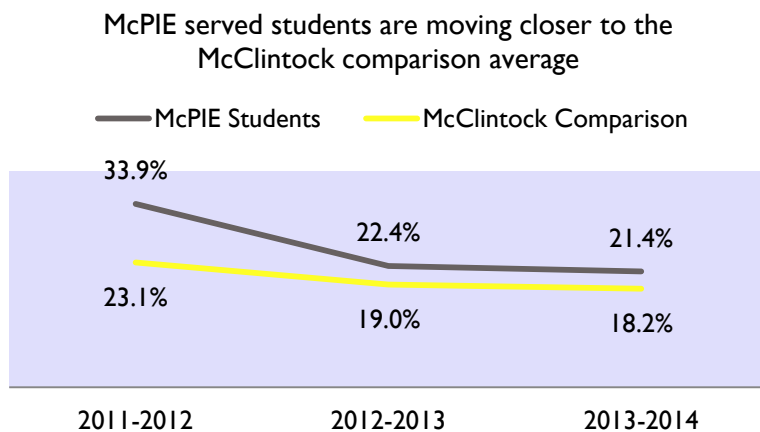
11. There are currently over one hundred volunteers at McClintock each week, compared to just a handful when McPIE started in 2007.

12. There is still work to be done:

- *McPIE served students had higher rates of chronic absenteeism and averaged more days absent in 9<sup>th</sup> grade than any of the comparisons.*



- *McPIE served students also averaged more suspensions than the McClintock comparison group in both middle school and high school though the gap was closing in 2012-2013 and 2013-2014.*



- *STEM participants outperformed the McClintock comparison group, but fell below CMS in 8<sup>th</sup> grade math and science. However, they narrowed the gap in year two of the Common Core science exam.*

