

2024 BY THE NUMBERS



URBAN INSTITUTE
REGIONAL DATA TRUST

Highlights from the 2025 State of Our Data Report

Scan the QR code or visit ui.charlotte.edu/state-of-our-data to read the full report.



DATA INFLUENCE



1,079,074

Unique individual's administrative data
have been reflected in the Data Trust since 2016



11.7%

Increase of unique people
represented in the Data Trust

FROM 2023

370,434

unique people

TO 2024

411,814

unique people



87

Total number
of data partners

11.5% growth since 2023



NEW
PARTNERS

10

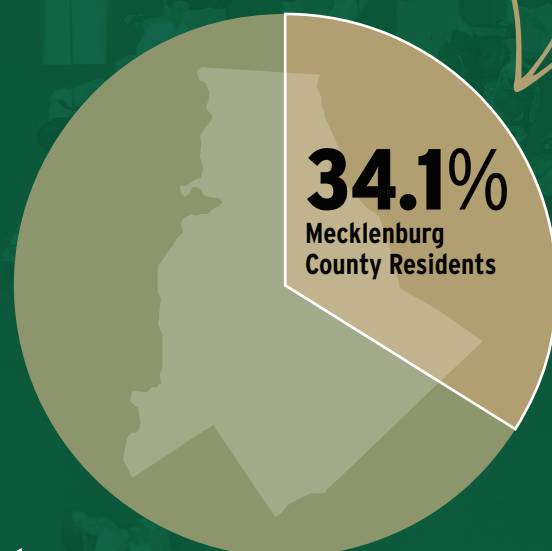
New partners
joined by signing
or resigning agreements



7

New partners do
housing-related work

for more comprehensive data about housing
and homelessness in our community



2024 BY THE NUMBERS

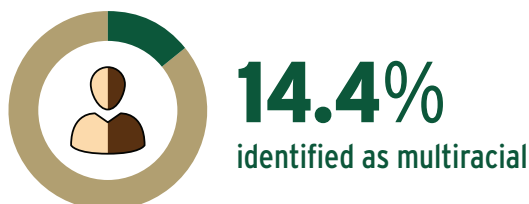
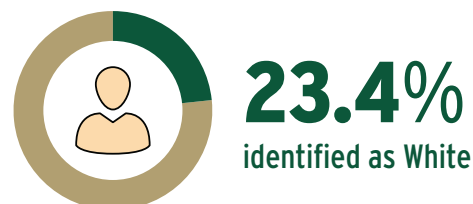
Highlights from the 2025 State of Our Data Report



Scan the QR code or visit ui.charlotte.edu/state-of-our-data to read the full report.

REPRESENTATION

THE PEOPLE IN THE DATA TRUST



40
The median age of people is less than 40 across all but two data partners.

DATA USE AND IMPACT

6 Requests for linked data through the Data Trust

Primarily explore the **education** and **health** domains

33% were requests from outside of UNC Charlotte

20 Sponsored Projects started, continued or completed

16,000 Visitors to the Quality of Life Explorer

11 Projects completed at the Institute and Data Trust

DOMAIN BREAKDOWN:

- 3** Explored Housing
- 3** Explored Education
- 3** Explored Economy & Workforce
- 1** Explored Engagement

36% used linked data from the Data Trust



We invite you to join us as a partner in this work. Scan the QR Code to let us know if you are interested in becoming a data partner or learning more about using our community data.